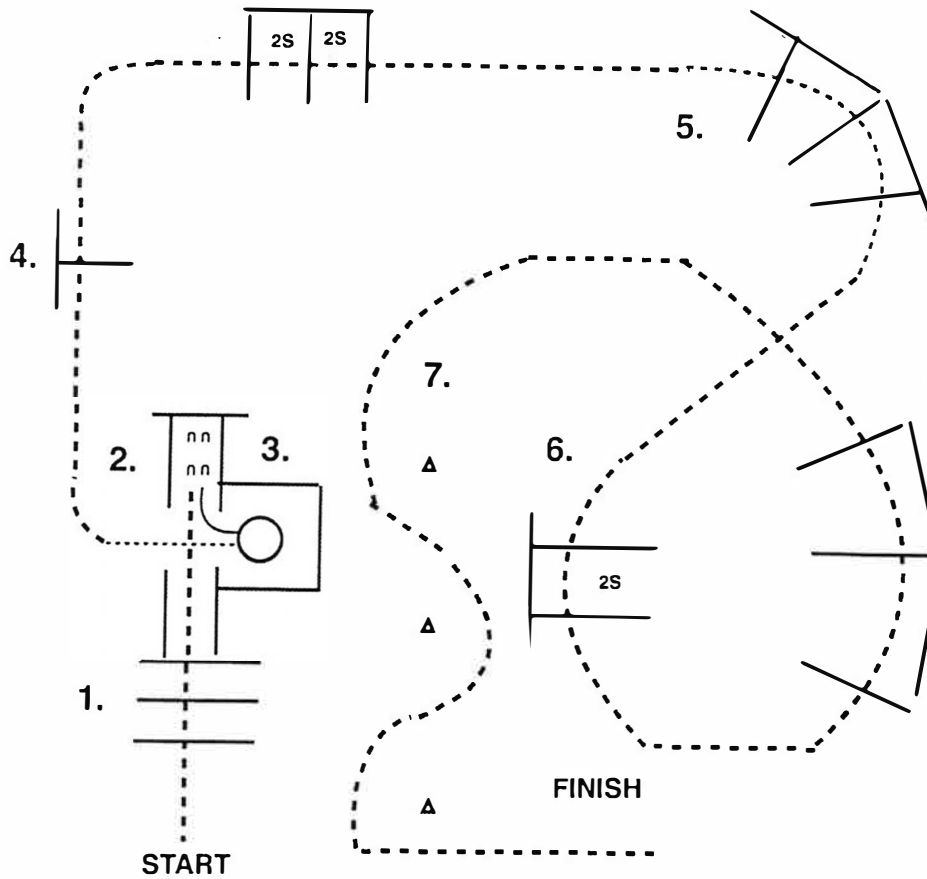


AQHA/NQHA Spring Classic 2021

Show Date: 06/06/2021

Trail in hand

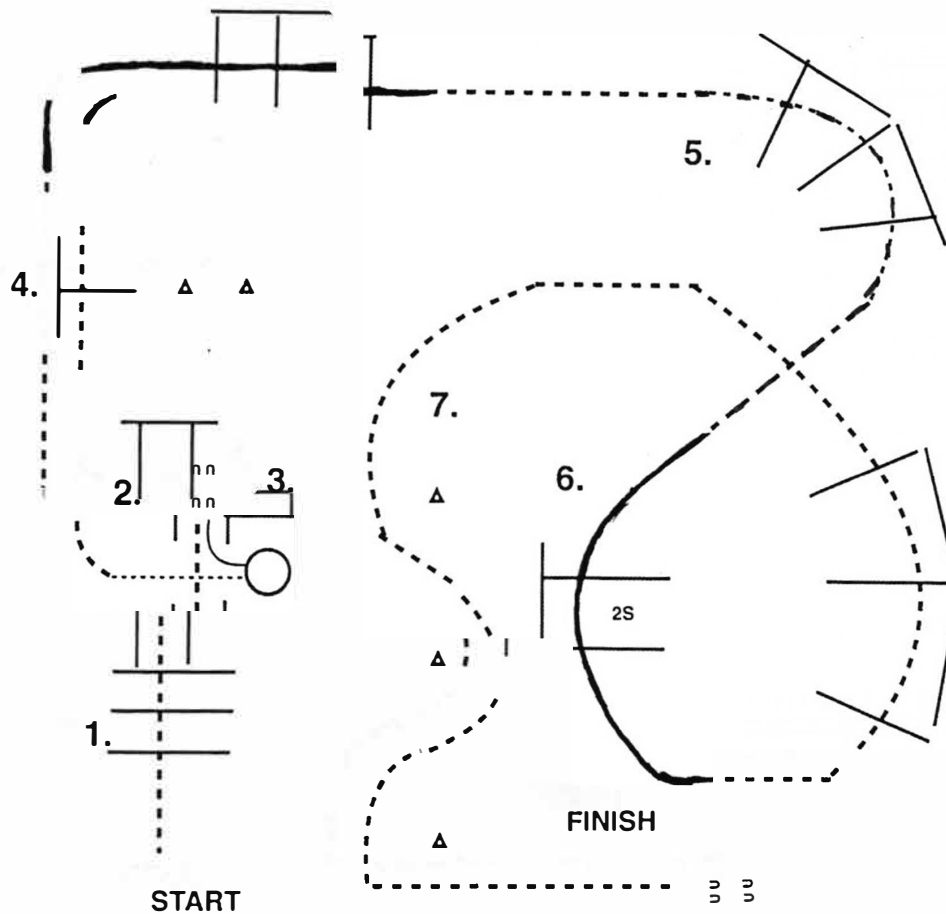


1. Jog over poles, into chut.
2. Back ourround corner into box.
3. Turn 360 righth, walk out.
4. Jog over poles.
5. Stop or break to the walk, walk over poles.
6. Jog over poles.
7. Jog serpentine.

AQHA/NQHA Spring Classic 2021

Show Date: 06/06/2021

Trail open, youth amateur.

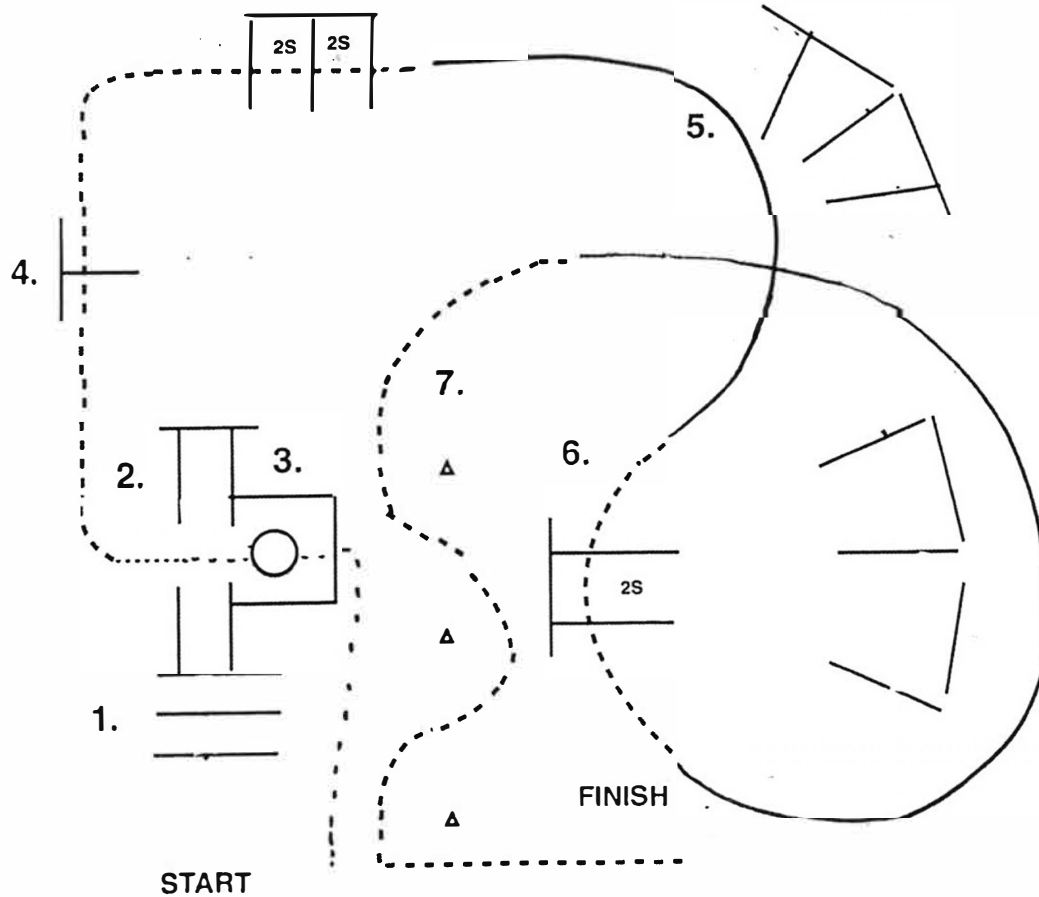


1. Jog into chut stop.
2. Back up into box.
3. Turn right/left, walk out.
4. Jog over pole, and lope right lead over poles.
5. Break to the jog and jog over poles.
6. Left lead over poles, and break to the jog and jog poles.
7. Jog serpentine.

AQHA/NQHA Spring Classic 2021

Basis jong paarden.

Show Date: 06/06/2021



1. Walk into box.
2. Turn left or right in the box.
3. Walk out.
4. Jog over poles.
5. Right lope.
6. Jog over poles and left lope
7. Jog serpentine.

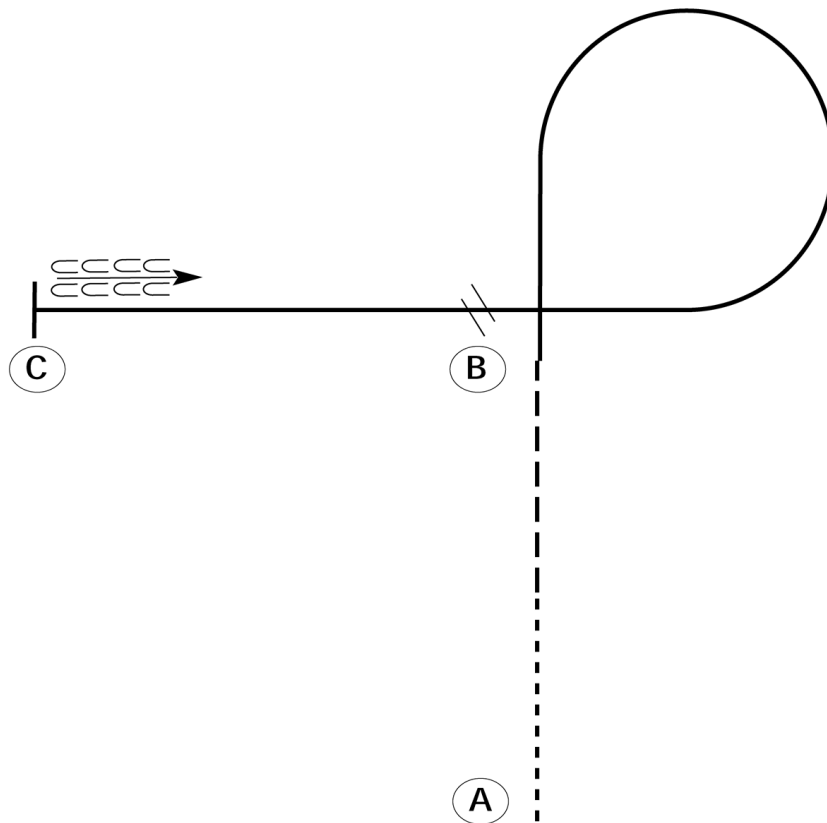
AQHA/NQHA Spring Classic 2021

Western Horsemanship (Youth & Amateur)

Show Date: 06/06/2021

w w w . H o r s e S h o w P a t t e r n s . c o m

w w w . H o r s e S h o w P a t t e r n s . c o m



Be ready at A.

1. Walk from A 1/2 way to B.
2. Jog the rest of the way to B.
3. Lope a circle to the right.
4. Change leads at B.
5. Lope on the left lead to C.
6. Stop at C and back one horse length.

Retire to the rail or line up at a jog.

Walk	-----
Jog	-----
Extended Jog	-----
Lope	—————
Leg Yield	
Lead Change	— / —
Back	← — — — — ← — — — —
Marker	ⓑ
Sidepass	← — — — — →

[WH/2-25]

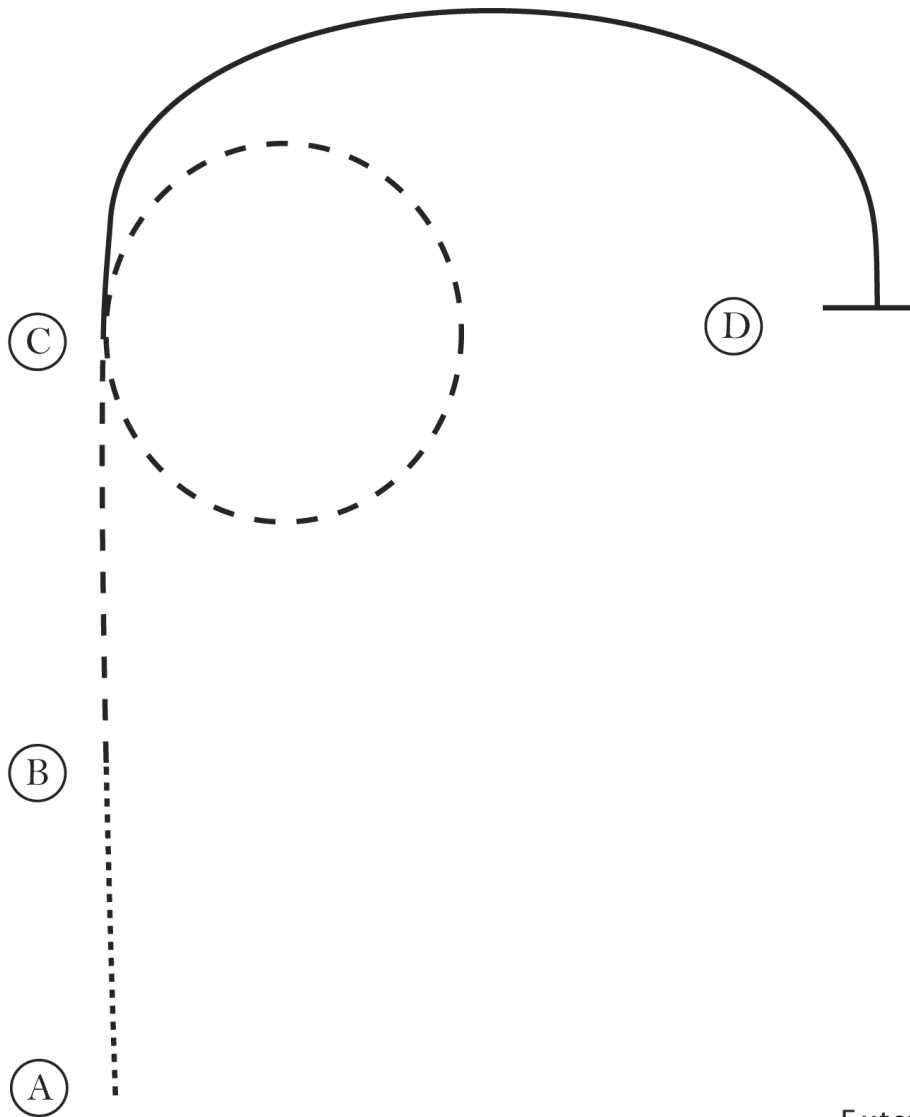
Pattern Provided by:

NQHA

AQHA/NQHA Spring Classic 2021

Hunt Seat Equitation (Youth & Amateur)

Show Date: 06/06/2021



1. Walk A to B
2. At B posting trot to C on the right diagonal
3. At C posting trot a circle to the right on the left diagonal
4. At C canter on the right lead to D
5. Stop at D

Walk
Trot	- - - - -
Extended Trot	- - - - -
Canter	—————
Leg Yield	
Lead Change	↘
Back	←←←←←
Marker	(B)
Sidepass	←←←←←

[HSE/2-16]

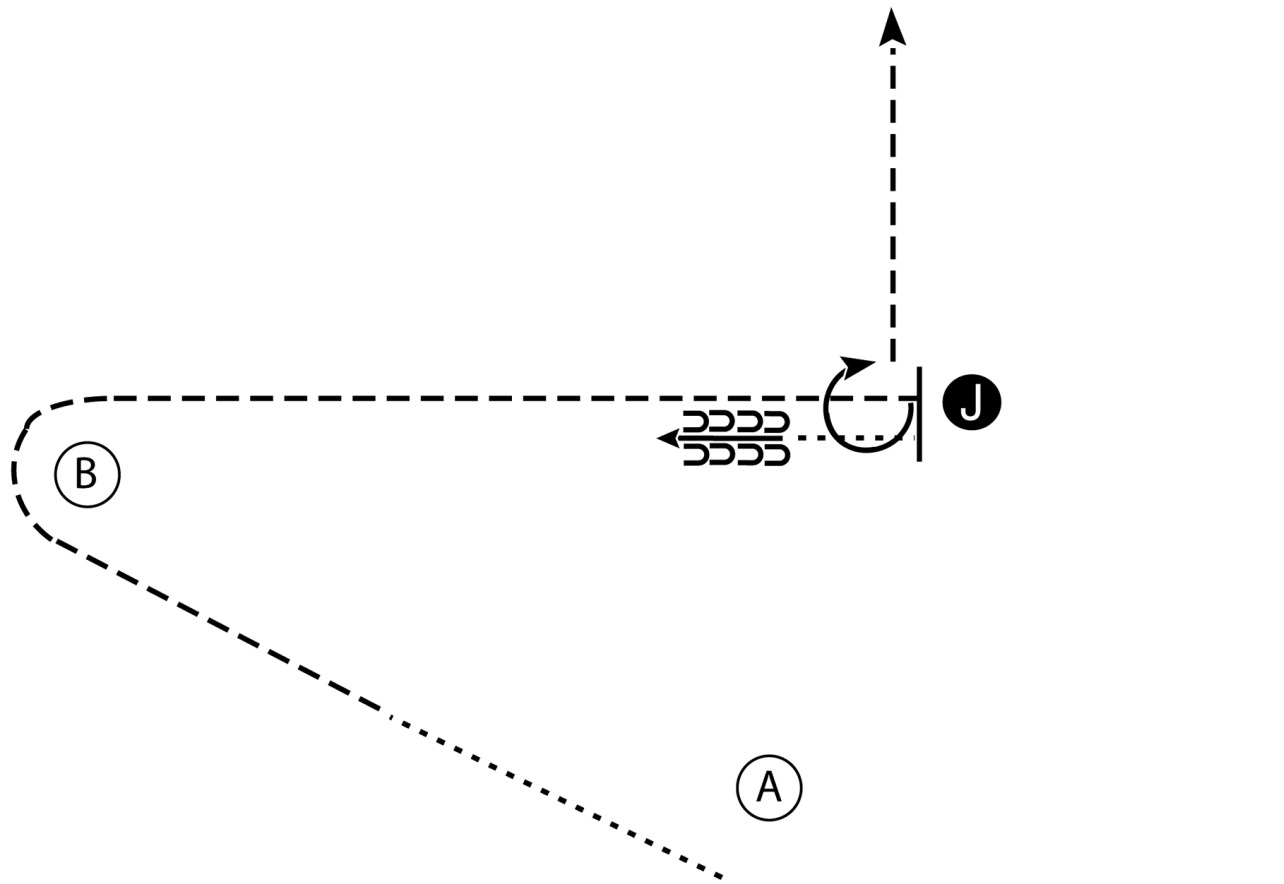
Pattern Provided by:

NQHA

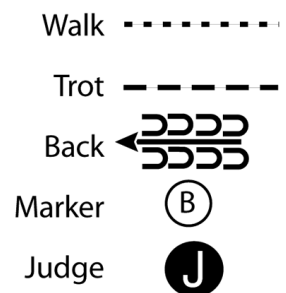
AQHA/NQHA Spring Classic 2021

showmanship at halter (Youth & Amateur)

Show Date: 06/06/2021



1. Walk half way from A to B.
2. Trot around B to the Judge.
3. Stop and back four steps.
4. Walk to Judge and set up for inspection.
5. When dismissed perform a 270 degree turn and trot to line-up.



[S/2-12]

Pattern Provided by:

NQHA